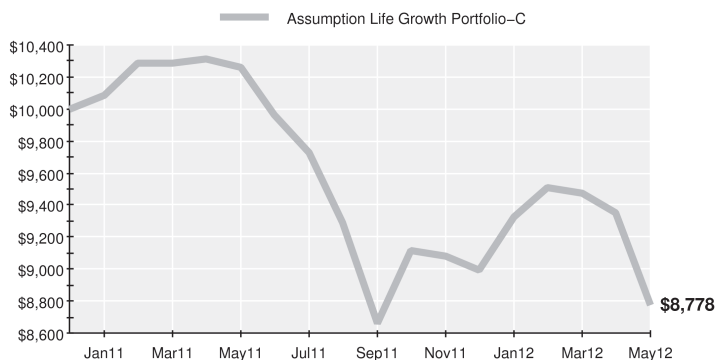




Assumption Life Growth Portfolio - C



Note: The information contained within this section is based on those provided by Globefund.com, and is presented on this page for information purposes only. Please consult Globefund.com and/or your Assumption Life financial advisor proper to making decisions based on this data.

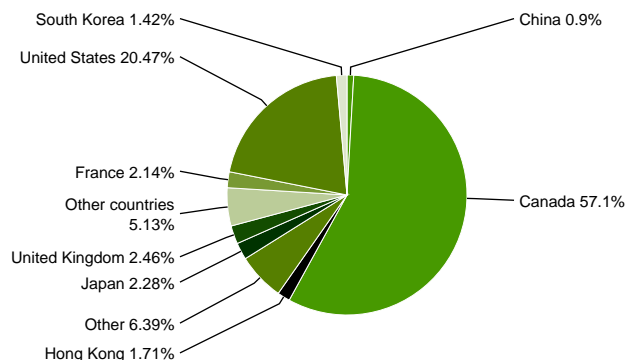
Statistics as of May 15, 2012

Price \$	8.78
1 day \$ Chg	-0.08
1 day %	-0.94
1 week %	-3.01
MTD %	-6.14
30 day %	-4.85
YTD %	-2.38

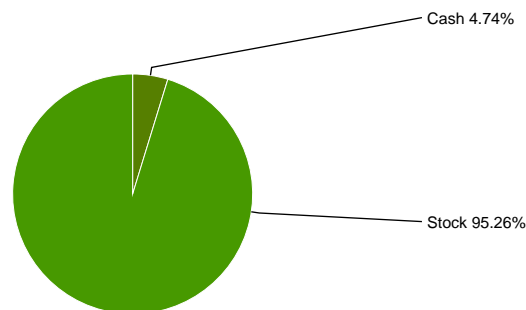
Top Holdings

Assumption/Louisbourg Cdn Div-A	19.03
Fidelity True North-A	18.75
Assumption/Louisbourg Momentum-A	10.01
Assumption/Louisbg Cdn Small Cap-A	9.82
CI Global Managers Corporate Class	6.33
Fidelity NorthStar-A	6.22
Assumption/Louisbourg U.S. Equity-A	5.88
AGF International Stock Class	5.88
CI American Value	5.51
CI Global Small Companies	4.15

Geographic Diversification



Portfolio Composition



Returns as of Apr 30, 2012

	Fund	Group Avg.	Index*
1 Month	-1.29	-0.82	-0.60
3 Months	0.33	1.52	-0.58
6 Months	2.59	3.76	1.79
1 Year	-9.35	-8.47	-9.37
2 Year Avg	-	1.10	3.07
3 Year Avg	-	8.96	12.70
4 Year Avg	-	-2.08	-0.20
5 Year Avg	-	-2.29	1.12
10 Year Avg	-	4.13	7.41
15 Year Avg	-	5.38	7.17
20 Year Avg	-	7.52	9.09
Since Inception	-4.9	-	-
3 year risk	-	12.79	13.37
3 year beta	-	0.85	1.00

* S&P/TSX Total Return

Sector Weightings

